

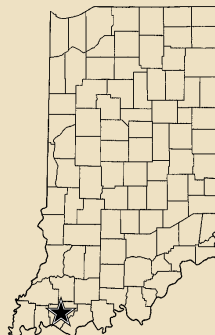


# Tecumseh Braves

## Class A



Front Row (left to right): Courtney Rudolph, Allison Beard, Katie Burkett, Madison Oxley, Stefanie Gresham, Laura McKinley; Second Row: Tiera Rush, Taryn Sullivan, Paxton Snow, MaKenzie Duncan, Amberlyn Pride, Emily Bailey, Hanna Patterson, Madison Ruppel; Back Row: Asst. Coach Brian Beard, Asst. Coach Sarah Stuart, Allison Morris, Brenna Floyd, Tiffany Summers, Ashley Westerman, Kylie Boling, Head Coach Gordon Wood, Abby Jagelewski (Manager).



### Team Facts

Town/City: Lynnville  
 County: Warrick  
 Superintendent: Brad Schneider  
 Principal: Richard Lance  
 Athletic Director: Bill Fritz  
 Head Coach: Gordon Wood  
 Assistant Coaches: Sarah Stuart, Brian Beard, Lance Summers  
 Student Managers: Abby Jagelewski  
 School Colors: Red, White and Blue  
 Conference: Pocket Athletic  
 Enrollment: 276  
 Last Year's W-L Record: 24-8

### Team Roster & Statistics

| Lt.           | Dk. | Name             | B/T | Ht.  | Pos.  | Gr. | AB         | H          | R          | RBI        | 2B        | 3B       | HR       | Avg.        |
|---------------|-----|------------------|-----|------|-------|-----|------------|------------|------------|------------|-----------|----------|----------|-------------|
| 1             | 1   | Tiera Rush       | R/R | 5-3  | C/OF  | 11  | 19         | 7          | 6          | 2          | 0         | 0        | 0        | .362        |
| 2             | 2   | Madison Ruppel   | L/R | 5-5  | OF    | 9   | 71         | 24         | 18         | 8          | 1         | 0        | 0        | .338        |
| 3             | 3   | Paxton Snow      | R/R | 5-6  | OF    | 10  | 7          | 2          | 23         | 4          | 0         | 0        | 0        | .286        |
| 6             | 6   | Amberlyn Pride   | R/R | 5-7  | 1B    | 9   | 11         | 4          | 3          | 2          | 0         | 1        | 0        | .364        |
| 7             | 7   | Ashley Westerman | R/R | 5-6  | 3B    | 11  | 19         | 4          | 3          | 6          | 1         | 0        | 0        | .211        |
| 8             | 8   | Brenna Floyd     | R/R | 5-10 | 1B    | 11  | 86         | 25         | 12         | 13         | 5         | 0        | 0        | .291        |
| 9             | 9   | Madison Oxley    | R/R | 5-7  | OF    | 12  | 55         | 14         | 12         | 10         | 2         | 1        | 1        | .255        |
| 10            | 10  | MaKenzie Duncan  | L/R | 5-7  | SS    | 10  | 95         | 28         | 19         | 22         | 6         | 2        | 1        | .295        |
| 11            | 11  | Tiffany Summers  | R/R | 5-10 | P     | 11  | 83         | 34         | 3          | 24         | 9         | 0        | 2        | .410        |
| 12            | 12  | Courtney Rudolph | R/R | 5-7  | OF    | 12  | 90         | 36         | 20         | 26         | 8         | 1        | 2        | .400        |
| 13            | 13  | Laura McKinley   | R/R | 5-7  | OF    | 12  | 7          | 1          | 1          | 0          | 0         | 0        | 0        | .143        |
| 18            | 18  | Emily Bailey     | R/R | 5-6  | OF    | 11  | 2          | 0          | 0          | 0          | 0         | 0        | 0        | .000        |
| 19            | 19  | Kylie Boling     | R/R | 5-6  | OF    | 10  | 4          | 1          | 2          | 0          | 0         | 0        | 0        | .250        |
| 20            | 20  | Katie Burkett    | R/R | 5-6  | 3B    | 12  | 79         | 26         | 19         | 6          | 4         | 0        | 0        | .329        |
| 21            | 21  | Hannah Patterson | R/R | 5-7  | C/D/P | 9   | 47         | 14         | 9          | 11         | 2         | 0        | 0        | .298        |
| 22            | 22  | Taryn Sullivan   | R/R | 5-5  | 2B    | 10  | 6          | 1          | 4          | 2          | 0         | 0        | 0        | .167        |
| 23            | 23  | Allison Morris   | R/R | 5-7  | OF    | 10  | 2          | 0          | 0          | 1          | 0         | 0        | 0        | .000        |
| 24            | 24  | Stefanie Gresham | R/R | 5-6  | C     | 12  | 17         | 1          | 2          | 1          | 0         | 0        | 0        | .059        |
| 25            | 25  | Allie Beard      | L/R | 5-7  | 2B    | 12  | 91         | 42         | 29         | 17         | 9         | 1        | 0        | .462        |
| <b>Totals</b> |     |                  |     |      |       |     | <b>791</b> | <b>264</b> | <b>184</b> | <b>155</b> | <b>47</b> | <b>5</b> | <b>6</b> | <b>.334</b> |

### Pitchers

| Lt.           | Dk. | Name            | W/L         | ERA          | GS        | CG        | SV       | IP         | BF         | H          | R         | ER        | BB        | SO         | HBP       |
|---------------|-----|-----------------|-------------|--------------|-----------|-----------|----------|------------|------------|------------|-----------|-----------|-----------|------------|-----------|
| 10            | 10  | MaKenzie Duncan | 1-0         | 0            | 1         | 1         | 0        | 5          | 17         | 3          | 0         | 0         | 0         | 8          | 0         |
| 11            | 11  | Tiffany Summers | 20-7        | 1.29         | 27        | 27        | 0        | 190        | 740        | 97         | 47        | 35        | 55        | 209        | 17        |
| <b>Totals</b> |     |                 | <b>21-7</b> | <b>1.256</b> | <b>28</b> | <b>28</b> | <b>0</b> | <b>195</b> | <b>757</b> | <b>100</b> | <b>47</b> | <b>35</b> | <b>55</b> | <b>217</b> | <b>17</b> |

### State Finals History

State Champion: 2009 (A), 2011 (A)  
 Runner-Up: 2003 (A), 2007 (A), 2008 (A)  
 Appearances: 2000 (A), 2003 (A), 2007 (A), 2008 (A), 2009 (A), 2011 (A), 2013 (A)



Gordon Wood  
 7th Year Head Coach



### Season Results (21-7)

|      |                         |   |          |
|------|-------------------------|---|----------|
| 3/21 | Evansville Central      | L | 0-2      |
| 4/2  | at Wood Memorial        | W | 13-1 (5) |
| 4/3  | South Spencer           | W | 1-0 (8)  |
| 4/5  | Jasper                  | W | 1-0      |
| 4/6  | Cannelton               | W | 12-0     |
| 4/9  | Pike Central            | L | 2-5      |
| 4/15 | Carmi-White County (IL) | W | 3-1      |
| 4/17 | at Northeast Dubois     | W | 4-0      |
| 4/19 | at Perry Central        | W | 18-1     |
| 4/22 | at Gibson Southern      | L | 1-2      |
| 4/25 | Mt. Vernon              | L | 4-5      |
| 4/26 | at Forest Park          | W | 12-0     |
| 4/27 | at Daviess County (KY)  | W | 12-3     |
| 4/29 | at Tell City            | W | 12-0     |
| 4/30 | North Posey             | W | 1-0 (12) |
| 5/1  | Barr Reeve              | W | 4-0      |
| 5/6  | Princeton               | W | 10-1     |
| 5/9  | at Southridge           | W | 3-0      |
| 5/11 | vs. Castle              | L | 2-6      |
| 5/11 | vs. Boonville           | L | 0-4      |
| 5/14 | South Knox              | W | 8-4      |
| 5/15 | Heritage Hills          | L | 3-4      |
| 5/16 | Evansville North        | W | 12-0 (5) |

### Northeast Dubois Sectional

|      |                     |   |          |
|------|---------------------|---|----------|
| 5/20 | Cannelton           | W | 23-0 (5) |
| 5/22 | at Northeast Dubois | W | 9-1      |

### Tecumseh Regional

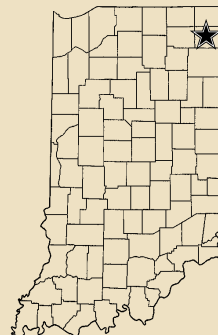
|      |            |   |     |
|------|------------|---|-----|
| 5/28 | Barr Reeve | W | 1-0 |
|------|------------|---|-----|

### North Daviess Semi-State

|     |            |   |         |
|-----|------------|---|---------|
| 6/3 | Rising Sun | W | 5-4 (9) |
| 6/3 | Lanesville | W | 11-2    |



Front Row (left to right): Manager Alyssa Arnold, Hannah Sutton, Kelsey Mosley, Brooke Herendeen, Jerra Householder, Elisabeth Harvey; Second Row: Manager Macy Schlotterback, Madison Gonzales, Jaclyn Delagrang, Hannah Priskorn, Jamie Budreau, Courtney Sliger, Nicole Faur, Manager Beate Lidstroem; Back Row: Asst. Coach Alexandra McKinney, Asst. Coach Chris Mosley, Suzanne Grimm, Mikeila Boroff, Allison Sowle, Brittan Carnahan, Ashley Fisher, Asst. Coach Lauri Carnahan, Head Coach David Carnahan.



### Team Facts

Town/City: Auburn  
 County: DeKalb  
 Superintendent: Dr. Ed Yoder  
 Principal: Mr. Andrew Baker  
 Athletic Director: Mr. Marc Davidson  
 Head Coach: David Carnahan  
 Assistant Coaches: Jeff Delagrang, Chris Mosley, Alexandra McKinney, Lauri Carnahan

Student Managers: Alyssa Arnold, Beate Lidstroem, Macy Schlotterback  
 School Colors: Columbia Blue & Black  
 Conference: Independent  
 Enrollment: 170  
 Last Year's W-L Record: 27-5

### Team Roster & Statistics

| Lt.           | Dk. | Name              | B/T | Ht.  | Pos. | Gr. | AB         | H          | R          | RBI        | 2B        | 3B       | HR        | Avg.        |
|---------------|-----|-------------------|-----|------|------|-----|------------|------------|------------|------------|-----------|----------|-----------|-------------|
| 1             | 1   | Kelsey Mosley     | R/R | 5-5  | DP   | 11  | 47         | 15         | 7          | 12         | 2         | 0        | 0         | .319        |
| 2             | 2   | Maddie Gonzales   | L/R | 5-4  | OF   | 10  | 3          | 2          | 1          | 1          | 0         | 0        | 0         | .667        |
| 3             | 3   | Courtney Sliger   | R/R | 5-7  | SS   | 12  | 99         | 33         | 28         | 21         | 4         | 0        | 1         | .333        |
| 4             | 4   | Hannah Sutton     | L/R | 5-4  | OF   | 10  | 8          | 3          | 12         | 2          | 0         | 0        | 0         | .375        |
| 5             | 5   | Jerra Householder | R/R | 5-3  | OF   | 11  | 18         | 5          | 10         | 8          | 3         | 1        | 0         | .278        |
| 6             | 6   | Allison Sowle     | L/L | 5-10 | OF   | 11  | 9          | 0          | 2          | 0          | 0         | 0        | 0         | .000        |
| 7             | 7   | Ashley Fisher     | R/R | 5-9  | OF   | 11  | 7          | 1          | 2          | 2          | 0         | 0        | 0         | .143        |
| 8             | 8   | Brittan Carnahan  | R/R | 5-9  | 1B   | 10  | 94         | 34         | 27         | 29         | 10        | 0        | 0         | .362        |
| 9             | 9   | Suzanne Grimm     | R/R | 5-9  | RF   | 12  | 74         | 31         | 21         | 25         | 5         | 1        | 2         | .419        |
| 11            | 11  | Jamie Budreau     | R/R | 5-7  | 3B   | 10  | 89         | 38         | 26         | 28         | 7         | 2        | 1         | .427        |
| 12            | 12  | Hannah Priskorn   | L/R | 5-7  | CF   | 11  | 99         | 48         | 38         | 13         | 3         | 0        | 0         | .485        |
| 13            | 13  | Mikeila Boroff    | R/R | 5-9  | P    | 11  | 66         | 20         | 1          | 16         | 5         | 0        | 1         | .303        |
| 15            | 15  | Elisabeth Harvey  | R/R | 5-3  | OF   | 10  | 3          | 2          | 3          | 3          | 0         | 0        | 0         | .667        |
| 16            | 16  | Brooke Herendeen  | L/R | 5-4  | 2B   | 10  | 93         | 37         | 28         | 27         | 7         | 1        | 0         | .398        |
| 20            | 20  | Nicole Faur       | L/R | 5-6  | LF   | 12  | 48         | 8          | 14         | 7          | 1         | 0        | 0         | .167        |
| 33            | 33  | Jaclyn Delagrang  | R/R | 5-6  | C    | 11  | 98         | 46         | 36         | 33         | 12        | 2        | 8         | .469        |
| <b>Totals</b> |     |                   |     |      |      |     | <b>855</b> | <b>323</b> | <b>256</b> | <b>227</b> | <b>59</b> | <b>7</b> | <b>13</b> | <b>.363</b> |

### Pitchers

| Lt.           | Dk. | Name           | W/L         | ERA        | GS        | CG       | SV         | IP         | BF         | H         | R         | ER        | BB         | SO       | HBP |
|---------------|-----|----------------|-------------|------------|-----------|----------|------------|------------|------------|-----------|-----------|-----------|------------|----------|-----|
| 13            | 13  | Mikeila Boroff | 26-2        | .94        | 0         | 26       | 0          | 178        | 692        | 88        | 31        | 24        | 27         | 284      | 6   |
| 11            | 11  | Jamie Budreau  | 2-0         | 1.00       | 0         | 2        | 1          | 14         | 68         | 16        | 6         | 2         | 5          | 6        | 0   |
| <b>Totals</b> |     |                | <b>28-2</b> | <b>.97</b> | <b>28</b> | <b>1</b> | <b>192</b> | <b>760</b> | <b>104</b> | <b>37</b> | <b>26</b> | <b>33</b> | <b>290</b> | <b>6</b> |     |

### State Finals History

State Champion: 2012 (A)  
 Runner-Up: 2011 (A)  
 Appearances: 2011 (A), 2012 (A), 2013 (A)



David Carnahan  
 10th Year Head Coach

### Season Results (28-2)

|      |                          |   |          |
|------|--------------------------|---|----------|
| 4/2  | Southern Wells           | W | 14-0 (5) |
| 4/6  | vs. Angola               | W | 6-0      |
| 4/6  | at Northridge            | W | 6-5      |
| 4/8  | Hamilton                 | W | 12-0 (5) |
| 4/9  | at New Haven             | W | 7-0      |
| 4/12 | at Lakeland              | W | 6-1      |
| 4/15 | West Noble               | W | 10-0 (5) |
| 4/20 | vs. Eastside             | W | 5-1      |
| 4/20 | vs. DeKalb               | W | 3-2      |
| 4/22 | at Fort Wayne Snider     | W | 13-0 (5) |
| 4/29 | Huntington North         | L | 0-3 (9)  |
| 4/30 | at FW Bishop Dwenger     | L | 1-4      |
| 5/2  | at FW Bishop Luers       | W | 14-8     |
| 5/3  | East Noble               | W | 5-2      |
| 5/4  | Homestead                | W | 6-1      |
| 5/4  | Homestead                | W | 5-0      |
| 5/6  | Woodlan                  | W | 4-2      |
| 5/7  | at FW Concordia Lutheran | W | 8-0      |
| 5/10 | Prairie Heights          | W | 6-4      |
| 5/13 | at Westview              | W | 10-3     |
| 5/14 | at Rochester             | W | 15-1 (5) |
| 5/17 | Leo                      | W | 10-0 (5) |
| 5/18 | Fort Wayne Northrop      | W | 10-0 (5) |
| 5/18 | Fort Wayne Northrop      | W | 12-2 (5) |

**Lakewood Park Christian Sectional**  
 5/20 Hamilton W 17-0 (5)  
 5/23 Elkhart Christian Academy W 18-0 (5)  
 5/24 Fort Wayne Canterbury W 20-0 (5)


**Lakewood Park Christian Regional**  
 5/28 Triton W 9-0

**Clinton Prairie Semi-State**  
 6/3 Pioneer W 3-0  
 6/3 Frontier W 5-0

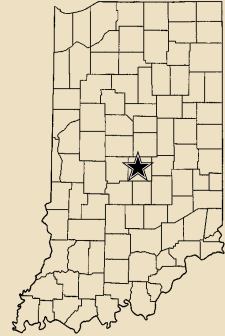


# Indianapolis Sccecina Crusaders

## Class 2A



Front Row (left to right): Asst. Coach Chelsea Bell, Lizzy Lee, Bridget Connor, Darcella Blakey, Alexis Tarver, Lea Thompson, Michelle Rogers, Cena Tamer; Second Row: Mgr. Celena Williamson, Caroline Friedly, Justice Carmichael, Megan Whisler, Gabbi Leffler, Andi Barnett, Maggie Mayer, Lauren Ryan, Ria Rebein, Mgr. Jessica Ryan, Trainer Anna Foster; Back Row: Asst. Coach Pat Miles, Head Coach Cory Gray, Asst. Coach Cassie Byrd, Asst. Coach Monica Hill.



### Team Facts

Town/City: Indianapolis  
 County: Marion  
 Superintendent: Gina Kuntz Fleming  
 Principal: John Hegarty  
 Athletic Director: Jason Kehrer  
 Head Coach: Cory Gray  
 Assistant Coaches: Pat Miles, Cassie Byrd, Chelsea Bell, Monica Hill  
 Student Managers: Celena Williamson, Jessica Ryan  
 School Colors: Cardinal Red and Gold  
 Conference: Indiana Crossroads  
 Enrollment: 350  
 Last Year's W-L Record: 25-9

### Team Roster & Statistics

| Lt.           | Dk. | Name               | B/T | Ht. | Pos. | Gr. | AB         | H          | R          | RBI        | 2B        | 3B       | HR        | Avg.        |
|---------------|-----|--------------------|-----|-----|------|-----|------------|------------|------------|------------|-----------|----------|-----------|-------------|
| 2             | 2   | Maggie Mayer       | R/R | 5-6 | 1B   | 9   | 9          | 4          | 2          | 2          | 0         | 1        | 0         | .444        |
| 3             | 3   | Ria Rebein         | R/R | 5-6 | OF   | 9   | 4          | 1          | 1          | 1          | 0         | 0        | 0         | .250        |
| 4             | 4   | Darcella Blakey    | L/R | 5-8 | OF   | 12  | 72         | 36         | 23         | 18         | 4         | 1        | 1         | .500        |
| 5             | 5   | Lauren Ryan        | R/R | 5-6 | 2B   | 9   | 13         | 2          | 4          | 3          | 0         | 0        | 0         | .154        |
| 7             | 7   | Lea Thompson       | L/R | 5-6 | SS   | 9   | 78         | 35         | 29         | 15         | 7         | 2        | 1         | .449        |
| 10            | 10  | Bridget Connor     | R/R | 5-6 | 2B   | 11  | 75         | 12         | 18         | 3          | 2         | 0        | 1         | .160        |
| 11            | 11  | Michelle Rogers    | R/R | 5-7 | P/IF | 11  | 91         | 37         | 16         | 31         | 11        | 1        | 4         | .407        |
| 13            | 13  | Gabbi Leffler      | R/R | 5-7 | C    | 10  | 53         | 10         | 10         | 5          | 3         | 0        | 0         | .189        |
| 17            | 17  | Justice Carmichael | R/R | 5-7 | C/OF | 10  | 99         | 36         | 22         | 17         | 2         | 2        | 1         | .364        |
| 18            | 18  | Andi Barnett       | R/R | 5-7 | OF   | 11  | 32         | 4          | 4          | 6          | 0         | 1        | 0         | .125        |
| 20            | 20  | Lizzy Lee          | R/R | 5-8 | 1B   | 12  | 75         | 18         | 11         | 8          | 1         | 0        | 0         | .240        |
| 21            | 21  | Megan Whisler      | R/R | 5-7 | OF   | 11  | 74         | 14         | 8          | 9          | 5         | 0        | 0         | .189        |
| 22            | 22  | Cena Tamer         | R/R | 5-3 | P    | 12  | 31         | 2          | 4          | 0          | 0         | 0        | 0         | .065        |
| 25            | 25  | Caroline Friedly   | R/R | 5-9 | OF   | 9   | 7          | 3          | 3          | 2          | 0         | 0        | 0         | .429        |
| 27            | 27  | Alexis Tarver      | R/R | 5-6 | 3B   | 12  | 85         | 38         | 33         | 36         | 4         | 1        | 11        | .447        |
| <b>Totals</b> |     |                    |     |     |      |     | <b>798</b> | <b>252</b> | <b>188</b> | <b>161</b> | <b>41</b> | <b>9</b> | <b>19</b> | <b>.316</b> |

### Pitchers

| Lt.           | Dk. | Name            | W/L          | ERA         | GS        | CG        | SV       | IP           | BF         | H          | R          | ER        | BB        | SO         | HBP       |
|---------------|-----|-----------------|--------------|-------------|-----------|-----------|----------|--------------|------------|------------|------------|-----------|-----------|------------|-----------|
| 11            | 11  | Michelle Rogers | 14-6         | 1.68        | 14        | 7         | 0        | 116.1        | 471        | 97         | 72         | 28        | 29        | 119        | 7         |
| 22            | 22  | Cena Tamer      | 7-4          | 2.77        | 7         | 10        | 1        | 78.1         | 331        | 70         | 64         | 31        | 26        | 63         | 4         |
| <b>Totals</b> |     |                 | <b>21-10</b> | <b>2.12</b> | <b>21</b> | <b>17</b> | <b>1</b> | <b>194.2</b> | <b>802</b> | <b>167</b> | <b>136</b> | <b>59</b> | <b>65</b> | <b>182</b> | <b>11</b> |

### State Finals History

State Champion: 2007 (2A)  
 Appearances: 2004 (2A), 2007 (2A), 2009 (2A), 2013 (2A)



Cory Gray  
 1st Year Head Coach

### Season Results (21-9)

|      |                          |   |          |
|------|--------------------------|---|----------|
| 4/3  | Indpls. Bishop Chatard   | W | 6-4      |
| 4/6  | at Portage               | L | 2-11     |
| 4/6  | at Portage               | L | 10-11    |
| 4/9  | Indpls. Cathedral        | L | 0-10     |
| 4/15 | Park Tudor               | W | 10-0 (6) |
| 4/17 | Park Tudor               | W | 10-0     |
| 4/19 | Indpls. Bishop Chatard   | W | 3-1      |
| 4/20 | South Bend St. Joseph    | W | 4-3      |
| 4/20 | South Bend St. Joseph    | L | 7-9      |
| 4/20 | Evansville Memorial      | W | 6-5      |
| 4/22 | at Triton Central        | W | 10-0     |
| 4/23 | at Indpls. Lutheran      | W | 6-2      |
| 4/26 | Martinsville             | L | 6-16     |
| 4/27 | Cov. Christian (Indpls.) | W | 14-2     |
| 4/29 | Decatur Central          | W | 12-3     |
| 4/30 | Indpls. Cardinal Ritter  | W | 3-1      |
| 5/3  | at New Palestine         | L | 2-11     |
| 5/4  | Indpls. Cardinal Ritter  | W | 7-5      |
| 5/4  | Indpls. Cathedral        | L | 3-6      |
| 5/7  | at Speedway              | W | 6-2      |
| 5/8  | Beech Grove              | W | 7-0      |
| 5/11 | Cass                     | L | 1-3      |
| 5/11 | Cass                     | L | 2-3      |
| 5/13 | Lapel                    | W | 10-0 (6) |
| 5/14 | Beech Grove              | W | 9-7      |

### Indpls. Sccecina Sectional

|      |            |   |          |
|------|------------|---|----------|
| 5/20 | Washington | W | 20-0 (5) |
| 5/22 | Monrovia   | W | 8-0      |

### Cascade Regional

|      |         |   |     |
|------|---------|---|-----|
| 5/28 | Cascade | W | 5-2 |
|------|---------|---|-----|

### Forest Park Semi-State

|     |                      |   |      |
|-----|----------------------|---|------|
| 6/3 | Eastern Hancock      | W | 11-0 |
| 6/3 | Evansville Mater Dei | W | 1-0  |

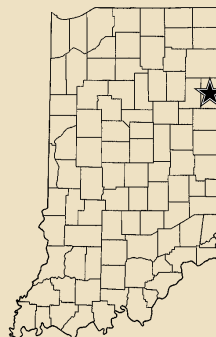


# Adams Central Jets

## Class 2A



Front Row (left to right): Abby Busse, Jenna Byer, Mary Fox, Sydnee Peterson, Bess Fiechter, Olivia Macklin, Sarah Fiechter; Second Row: Liz Luginbill, Kara Keller, Mykayla Coblentz, Madi Schwartz, Alli Stucky, Jayla Byer, Annie Isch, Whitney Baller, Sam Fisher; Back Row: Asst. coach Joan Arnold, Head Coach Cary Blake, Asst. Coach Doug Peterson, Asst Coach Doug Schwartz.



### Team Facts

Town/City: Monroe  
 County: Adams  
 Superintendent: Mr. Michael Pettibone  
 Principal: Mr. Jason Witzigreuter  
 Athletic Director: Mr. Rick Minnich  
 Head Coach: Cary Blake  
 Assistant Coaches: Doug Peterson, Doug Schwartz, Joan Arnold, Linda Yoder, Penny Gay  
 Student Managers: Ariel Eyanson, Alysia Brodbeck  
 School Colors: Red and White  
 Conference: Allen County Athletic  
 Enrollment: 402  
 Last Year's W-L Record: 20-13

### Team Roster & Statistics

| Lt.           | Dk. | Name             | B/T | Ht. | Pos. | Gr. | AB         | H          | R          | RBI        | 2B        | 3B        | HR       | Avg.        |
|---------------|-----|------------------|-----|-----|------|-----|------------|------------|------------|------------|-----------|-----------|----------|-------------|
| 1             | 1   | Annie Isch       | R/R | 5-4 | SS   | 9   | 5          | 3          | 4          | 3          | 2         | 0         | 1        | .600        |
| 2             | 2   | Mary Fox         | R/R | 5-4 | RF   | 12  | 69         | 26         | 20         | 12         | 5         | 0         | 0        | .377        |
| 3             | 3   | Madi Schwartz    | R/R | 5-6 | 3B   | 10  | 94         | 31         | 19         | 27         | 6         | 4         | 3        | .330        |
| 4             | 4   | Whitney Baller   | R/R | 5-4 | 2B   | 11  | 72         | 23         | 18         | 17         | 0         | 0         | 0        | .319        |
| 5             | 5   | Bess Fiechter    | R/R | 5-5 | CF   | 12  | 98         | 51         | 37         | 24         | 5         | 6         | 3        | .520        |
| 6             | 6   | Olivia Macklin   | R/R | 5-5 | SS   | 12  | 84         | 32         | 20         | 16         | 3         | 2         | 0        | .381        |
| 7             | 7   | Kara Keller      | R/R | 5-3 | OF   | 9   | 54         | 16         | 24         | 12         | 1         | 1         | 2        | .296        |
| 8             | 8   | Sam Fisher       | R/R | 5-3 | IF   | 11  | 20         | 4          | 3          | 0          | 0         | 0         | 0        | .200        |
| 9             | 9   | Sarah Fiechter   | R/R | 5-5 | OF   | 10  | 22         | 3          | 6          | 3          | 0         | 0         | 0        | .136        |
| 10            | 10  | Abby Busse       | R/R | 5-3 | LF   | 11  | 87         | 34         | 18         | 16         | 6         | 3         | 0        | .391        |
| 11            | 11  | Jenna Byer       | R/R | 5-4 | OF   | 12  | 36         | 6          | 7          | 3          | 2         | 0         | 0        | .167        |
| 13            | 13  | Jayla Byer       | R/R | 5-8 | C    | 10  | 29         | 3          | 3          | 1          | 1         | 0         | 0        | .103        |
| 14            | 14  | Sydnee Peterson  | R/R | 5-5 | P    | 12  | 76         | 23         | 5          | 9          | 2         | 0         | 0        | .303        |
| 15            | 15  | Mykayla Coblentz | R/R | 5-5 | INF  | 11  | 12         | 3          | 4          | 0          | 0         | 0         | 0        | .250        |
| 18            | 18  | Liz Luginbill    | L/L | 5-7 | 1B   | 11  | 47         | 21         | 9          | 9          | 1         | 2         | 0        | .447        |
| 20            | 20  | Alli Stucky      | R/R | 5-6 | IF   | 11  | 14         | 4          | 2          | 1          | 1         | 0         | 0        | .286        |
| <b>Totals</b> |     |                  |     |     |      |     | <b>816</b> | <b>283</b> | <b>199</b> | <b>153</b> | <b>35</b> | <b>18</b> | <b>9</b> | <b>.347</b> |

### Pitchers

| Lt.           | Dk. | Name            | W/L         | ERA         | GS        | CG        | SV       | IP         | BF        | H          | R          | ER        | BB        | SO         | HBP      |
|---------------|-----|-----------------|-------------|-------------|-----------|-----------|----------|------------|-----------|------------|------------|-----------|-----------|------------|----------|
| 14            | 14  | Sydnee Peterson | 15-6        | 2.99        | 22        | 21        | 0        | 145.3      | --        | 150        | 93         | 62        | 28        | 138        | 3        |
| 10            | 10  | Abby Busse      | 7-0         | 2.57        | 6         | 6         | 0        | 43.6       | --        | 48         | 19         | 16        | 11        | 42         | 0        |
| <b>Totals</b> |     |                 | <b>22-6</b> | <b>2.89</b> | <b>28</b> | <b>27</b> | <b>0</b> | <b>189</b> | <b>--</b> | <b>198</b> | <b>112</b> | <b>78</b> | <b>39</b> | <b>190</b> | <b>3</b> |

### State Finals History

Runner-Up: 2012 (2A)  
 Appearances: 2012 (2A), 2013 (2A)



Cary Blake

19th Year Head Coach

### Season Results (22-6)

|      |                   |   |       |
|------|-------------------|---|-------|
| 4/3  | Fremont           | W | 5-1   |
| 4/6  | at South Adams    | W | 8-0   |
| 4/8  | Bellmont          | W | 7-0   |
| 4/9  | at Woodlan        | L | 0-12  |
| 4/15 | at Norwell        | W | 5-1   |
| 4/17 | Wayne             | W | 23-1  |
| 4/18 | at Southern Wells | W | 5-0   |
| 4/23 | Woodlan           | L | 1-15  |
| 4/25 | at Garrett        | L | 1-2   |
| 4/30 | at Bluffton       | W | 6-0   |
| 4/30 | at Bluffton       | W | 6-0   |
| 5/1  | at Churubusco     | W | 16-13 |
| 5/2  | Heritage          | L | 2-4   |
| 5/4  | Jay County        | L | 0-2   |
| 5/4  | Jay County        | W | 4-3   |
| 5/7  | at Leo            | L | 2-8   |
| 5/9  | South Adams       | W | 17-7  |
| 5/11 | Angola            | W | 7-6   |
| 5/11 | Angola            | W | 7-6   |
| 5/13 | Southern Wells    | W | 11-1  |
| 5/14 | at Winchester     | W | 15-2  |
| 5/18 | at Southwood      | W | 13-4  |
| 5/18 | at Southwood      | W | 9-2   |

### Eastside Sectional

|      |          |   |         |
|------|----------|---|---------|
| 5/21 | Bluffton | W | 10-7    |
| 5/22 | Eastside | W | 4-2 (8) |

### LaVie Regional

|      |        |   |     |
|------|--------|---|-----|
| 5/28 | Bremen | W | 5-2 |
|------|--------|---|-----|

### LaVie Semi-State

|     |          |   |          |
|-----|----------|---|----------|
| 6/1 | Wapahani | W | 11-6(10) |
| 6/1 | Wheeler  | W | 4-1      |

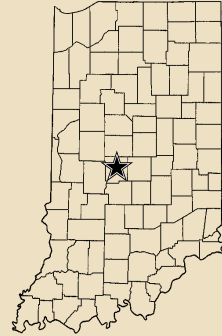


# Tri-West Hendricks Bruins

## Class 3A



Front Row (left to right): Kaitlyn Settlemoir, Kari Sellers, Heather Chastain, Alyssa Clark, Taylor Heath, Taylor Baggett; Back Row: Asst. Coach Kelli Jeziorski, Claire Johnson, Marita Van Dyke, Lacey Meyer, Marisa Meyer, Lizzie Meyer, Kristin Wethington, Samme Miller, Sydney Schrack, Kristy Rawlings, Coach Stacey Rogers.



### Team Facts

Town/City: Lizton  
 County: Hendricks  
 Superintendent: Rusty King  
 Principal: Adam Benner  
 Athletic Director: Don Dorrell  
 Head Coach: Stacey Rogers  
 Assistant Coaches: Kelli Jeziorski  
 Student Managers: Mikayla Patterson  
 School Colors: Navy and Gold  
 Conference: Sagamore  
 Enrollment: 623  
 Last Year's W-L Record: 17-11

### Team Roster & Statistics

| Lt.           | Dk. | Name               | B/T | Ht. | Pos. | Gr. | AB         | H          | R          | RBI        | 2B        | 3B        | HR        | Avg.        |
|---------------|-----|--------------------|-----|-----|------|-----|------------|------------|------------|------------|-----------|-----------|-----------|-------------|
| 1             | 1   | Samme Miller       | R/R | 5-5 | CF   | 11  | 79         | 31         | 29         | 23         | 5         | 2         | 2         | .392        |
| 2             | 2   | Lizzie Meyer       | L/R | 5-7 | 1B   | 10  | 100        | 53         | 38         | 28         | 11        | 1         | 0         | .530        |
| 3             | 3   | Kari Sellers       | R/R | 5-6 | RF   | 12  | 66         | 20         | 19         | 14         | 2         | 4         | 1         | .303        |
| 4             | 4   | Heather Chastain   | R/R | 5-6 | C    | 12  | 28         | 4          | 2          | 3          | 0         | 0         | 0         | .143        |
| 5             | 5   | Alyssa Clark       | R/R | 5-6 | LF   | 12  | 96         | 45         | 27         | 35         | 18        | 2         | 1         | .469        |
| 6             | 6   | Kristin Wethington | R/R | 5-6 | OF   | 10  | 0          | 0          | 0          | 0          | 0         | 0         | 0         | .000        |
| 7             | 7   | Kaitlyn Settlemoir | L/R | 5-3 | SS   | 12  | 103        | 47         | 40         | 22         | 10        | 3         | 1         | .456        |
| 8             | 8   | Taylor Baggett     | R/R | 5-6 | 2B   | 12  | 85         | 33         | 29         | 25         | 9         | 3         | 1         | .388        |
| 9             | 9   | Sydney Schrack     | R/R | 5-2 | 2B   | 11  | 34         | 9          | 14         | 9          | 1         | 0         | 0         | .265        |
| 11            | 11  | Claire Johnson     | R/R | 5-3 | 3B   | 10  | 98         | 47         | 45         | 45         | 9         | 7         | 6         | .480        |
| 12            | 12  | Lacey Meyer        | R/R | 5-3 | P    | 10  | 0          | 0          | 7          | 0          | 0         | 0         | 0         | .000        |
| 14            | 14  | Marisa Meyer       | R/R | 5-6 | C/OF | 11  | 2          | 0          | 8          | 0          | 0         | 0         | 0         | .000        |
| 15            | 15  | Marita Van Dyke    | R/R | 5-5 | P    | 10  | 49         | 22         | 7          | 20         | 8         | 0         | 1         | .449        |
| 17            | 17  | Kristy Rawlings    | R/R | 5-6 | C    | 10  | 14         | 4          | 4          | 7          | 2         | 1         | 1         | .286        |
| 21            | 21  | Taylor Heath       | R/R | 5-8 | C    | 12  | 62         | 37         | 8          | 25         | 9         | 0         | 3         | .597        |
| <b>Totals</b> |     |                    |     |     |      |     | <b>816</b> | <b>352</b> | <b>278</b> | <b>257</b> | <b>84</b> | <b>23</b> | <b>17</b> | <b>.431</b> |

### Pitchers

| Lt.           | Dk. | Name            | W/L         | ERA         | GS        | CG        | SV       | IP         | BF       | H          | R         | ER        | BB        | SO         | HBP      |
|---------------|-----|-----------------|-------------|-------------|-----------|-----------|----------|------------|----------|------------|-----------|-----------|-----------|------------|----------|
| 12            | 12  | Lacey Meyer     | 9-3         | 3.48        | 12        | 10        | 0        | 68.1       | 0        | 75         | 40        | 34        | 11        | 28         | 0        |
| 15            | 15  | Marita Van Dyke | 15-1        | 1.04        | 18        | 16        | 0        | 168.2      | 0        | 89         | 31        | 25        | 26        | 89         | 0        |
| <b>Totals</b> |     |                 | <b>24-4</b> | <b>1.74</b> | <b>28</b> | <b>26</b> | <b>0</b> | <b>237</b> | <b>0</b> | <b>164</b> | <b>71</b> | <b>59</b> | <b>37</b> | <b>117</b> | <b>0</b> |

### State Finals History

Appearances: First Appearance



Stacey Rogers  
 2nd Year Head Coach

### Season Results (24-4)

|      |                     |   |          |
|------|---------------------|---|----------|
| 3/22 | Danville            | W | 11-5     |
| 4/8  | Covenant Christian  | W | 25-1 (5) |
| 4/9  | at Crawfordsville   | W | 16-1 (5) |
| 4/12 | at Speedway         | W | 13-1 (5) |
| 4/19 | Cascade             | L | 0-8      |
| 4/20 | Southmont           | W | 6-0      |
| 4/25 | Danville            | W | 12-2 (5) |
| 4/25 | at Danville         | W | 7-3      |
| 4/27 | Bethesda            | W | 10-0 (5) |
| 4/29 | Crawfordsville      | W | 20-0 (5) |
| 4/30 | at Western Boone    | W | 10-4     |
| 5/1  | at Avon             | L | 1-6      |
| 5/2  | Western Boone       | W | 11-1 (6) |
| 5/4  | Lebanon             | L | 2-9      |
| 5/4  | at Lebanon          | L | 5-9      |
| 5/6  | Clinton Prairie     | W | 13-3 (6) |
| 5/7  | at North Montgomery | W | 11-0 (5) |
| 5/13 | at Frankfort        | W | 14-0 (5) |
| 5/14 | Frankfort           | W | 14-2 (5) |
| 5/15 | at Southmont        | W | 4-0      |
| 5/16 | North Montgomery    | W | 14-2 (5) |
| 5/17 | North Putnam        | W | 11-0 (5) |

### Indian Creek Sectional

|      |              |   |          |
|------|--------------|---|----------|
| 5/20 | Danville     | W | 15-0 (5) |
| 5/21 | Beech Grove  | W | 8-3      |
| 5/23 | Indian Creek | W | 13-3 (5) |

### South Vermillion Regional

|      |                  |   |     |
|------|------------------|---|-----|
| 5/28 | South Vermillion | W | 8-0 |
|------|------------------|---|-----|

### Jasper Semi-State

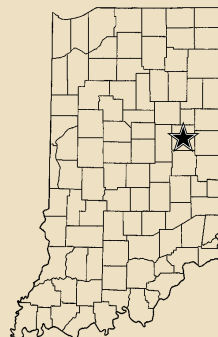
|     |                |   |     |
|-----|----------------|---|-----|
| 6/3 | South Dearborn | W | 6-4 |
| 6/3 | Boonville      | W | 5-3 |

# Yorktown Tigers

## Class 3A



Front Row (left to right): Taylor Foreman, Morgan Masters, Grace Lumpkin, Amanda Laughlin, Harlie Holding, Katy Johnson, Crysta Laughlin, Whitney Wilson; Second Row: Lexi Lumpkin (manager), Mikaela Whiting, Lauren Grant, Kendra Saunders, Haley Hill, McKenzie Slagle, Nicole Ridgeway, Amanda Slaven (manager), Ashleigh Morrow; Back Row: Head Coach Chrissie Saunders, Asst. Coach Kent Saunders, Asst. Coach Sean Masters.



### Team Facts

Town/City: Yorktown  
 County: Delaware  
 Superintendent: Dr. Jennifer McCormick  
 Principal: Kelly Wittman  
 Athletic Director: Dan Wolfert  
 Head Coach: Chrissie Saunders  
 Assistant Coaches: Kent Saunders, Sean Masters  
 Student Managers: Amanda Slaven, Lexi Lumpkin  
 School Colors: Kelly Green & White  
 Conference: Hoosier Heritage  
 Enrollment: 777  
 Last Year's W-L Record: 25-8

### Team Roster & Statistics

| Lt.           | Dk. | Name            | B/T | Ht.  | Pos.  | Gr. | AB         | H          | R          | RBI        | 2B        | 3B       | HR        | Avg.        |
|---------------|-----|-----------------|-----|------|-------|-----|------------|------------|------------|------------|-----------|----------|-----------|-------------|
| 2             | 2   | Taylor Foreman  | L/R | 5-5  | 2B    | 9   | 49         | 21         | 15         | 16         | 3         | 3        | 0         | .429        |
| 3             | 3   | Crysta Laughlin | R/R | 5-5  | OF    | 11  | 19         | 3          | 7          | 1          | 0         | 1        | 0         | .158        |
| 4             | 4   | Grace Lumpkin   | R/R | 5-10 | P/1B  | 10  | 102        | 43         | 15         | 24         | 7         | 0        | 2         | .422        |
| 5             | 5   | Lauren Grant    | R/R | 5-6  | P/O/F | 11  | 13         | 3          | 1          | 2          | 1         | 0        | 0         | .231        |
| 6             | 6   | Nicole Ridgeway | R/R | 5-6  | OF    | 10  | 46         | 14         | 6          | 4          | 6         | 1        | 0         | .304        |
| 7             | 7   | Kendra Saunders | R/R | 5-9  | C/3B  | 11  | 97         | 43         | 33         | 41         | 13        | 0        | 10        | .443        |
| 9             | 9   | Mikaela Whiting | R/R | 5-9  | OF    | 12  | 8          | 1          | 9          | 0          | 0         | 0        | 0         | .125        |
| 10            | 10  | Harlie Holding  | L/R | 5-4  | OF    | 12  | 51         | 18         | 23         | 9          | 0         | 0        | 0         | .353        |
| 11            | 11  | Amanda Laughlin | R/R | 5-5  | 3B/C  | 11  | 94         | 32         | 19         | 11         | 2         | 0        | 0         | .340        |
| 12            | 12  | Whitney Wilson  | R/R | 5-4  | OF/2B | 9   | 3          | 2          | 12         | 0          | 0         | 0        | 0         | .667        |
| 14            | 14  | Ashleigh Morrow | R/R | 5-4  | OF    | 10  | 90         | 28         | 17         | 16         | 3         | 2        | 2         | .311        |
| 15            | 15  | Katy Johnson    | R/R | 5-6  | SS    | 10  | 102        | 38         | 36         | 27         | 15        | 0        | 6         | .373        |
| 21            | 21  | Haley Hill      | R/R | 5-6  | DP/C  | 10  | 20         | 5          | 1          | 4          | 3         | 0        | 0         | .250        |
| 22            | 22  | McKenzie Slagle | R/R | 5-7  | OF    | 10  | 63         | 19         | 15         | 10         | 4         | 0        | 0         | .302        |
| 25            | 25  | Morgan Masters  | R/R | 5-6  | P/1B  | 10  | 102        | 37         | 12         | 30         | 5         | 0        | 5         | .363        |
| <b>Totals</b> |     |                 |     |      |       |     | <b>859</b> | <b>307</b> | <b>221</b> | <b>195</b> | <b>62</b> | <b>7</b> | <b>25</b> | <b>.357</b> |

### Pitchers

| Lt.           | Dk. | Name           | W/L         | ERA         | GS        | CG        | SV       | IP            | BF         | H         | R         | ER        | BB         | SO       | HBP |
|---------------|-----|----------------|-------------|-------------|-----------|-----------|----------|---------------|------------|-----------|-----------|-----------|------------|----------|-----|
| 4             | 4   | Grace Lumpkin  | 19-4        | 1.31        | 20        | 11        | 0        | 133.33        | 109        | 43        | 25        | 27        | 127        | 0        |     |
| 5             | 5   | Lauren Grant   | 0-0         | 3.23        | 0         | 0         | 1        | 13.00         | 14         | 9         | 6         | 4         | 13         | 0        |     |
| 25            | 25  | Morgan Masters | 6-0         | 1.01        | 9         | 3         | 0        | 48.67         | 36         | 13        | 7         | 10        | 35         | 0        |     |
| <b>Totals</b> |     |                | <b>25-4</b> | <b>1.36</b> | <b>29</b> | <b>14</b> | <b>1</b> | <b>195.00</b> | <b>159</b> | <b>65</b> | <b>38</b> | <b>41</b> | <b>175</b> | <b>0</b> |     |

### State Finals History

Appearances: First Appearance.



Chrissie Saunders  
 4th Year Head Coach

### Season Results (25-4)

|      |                        |   |          |
|------|------------------------|---|----------|
| 4/2  | Rushville              | W | 11-1     |
| 4/4  | Southern Wells         | W | 10-0     |
| 4/6  | Alexandria Monroe      | W | 9-3      |
| 4/6  | Alexandria Monroe      | L | 7-8      |
| 4/9  | Mt. Vernon (Fortville) | L | 1-7      |
| 4/13 | Shelbyville            | W | 7-2      |
| 4/15 | Muncie Central         | W | 10-0     |
| 4/17 | at Delta               | W | 11-2     |
| 4/22 | at Daleville           | W | 6-1      |
| 4/23 | Cowan                  | W | 3-2      |
| 4/26 | at Wes-Del             | W | 8-4      |
| 4/29 | at Anderson            | L | 4-5      |
| 4/30 | vs. Wes-Del            | W | 4-3      |
| 5/1  | at Blackford           | W | 10-4     |
| 5/2  | vs. Wapahani           | L | 1-2      |
| 5/6  | at Elwood Community    | W | 10-0     |
| 5/7  | at New Palestine       | W | 3-1      |
| 5/9  | at Shenandoah          | W | 4-1 (10) |
| 5/11 | Jay County             | W | 11-7     |
| 5/11 | Jay County             | W | 8-0      |
| 5/13 | at Greenfield-Central  | W | 8-5 (8)  |
| 5/14 | at Wapahani            | W | 11-3     |
| 5/15 | Madison-Grant          | W | 1-0      |
| 5/16 | Pendleton Heights      | W | 4-1      |

### Blackford Sectional

|      |                |   |      |
|------|----------------|---|------|
| 5/22 | Muncie Central | W | 19-0 |
| 5/23 | Delta          | W | 11-1 |

### Yorktown Regional

|      |           |   |     |
|------|-----------|---|-----|
| 5/28 | Eastbrook | W | 8-2 |
|------|-----------|---|-----|

### Twin Lakes Semi-State

|     |                       |   |      |
|-----|-----------------------|---|------|
| 6/1 | South Bend St. Joseph | W | 12-1 |
| 6/1 | Fairfield             | W | 10-0 |



# Franklin Central Flashes

## Class 4A



Front Row (left to right): Paige Beers, Gabby Snyder, Shannon Farr, Rachel Johnson, Tori Luster; Second Row: Jennifer Robinson, Lindsey Elliott, Morgan Bruce, Jessica Santangelo, Kathy Stricker, Raegan Sparks, Shelby Herron, Kathryn Webster, Megan Stephenson, Taylor Wilson; Back Row: Devin Raters, Bailey Wininger, Elena Horen, Emma Ewers, Brooklyn Hutcheson, Ashley Jacob, Bailey Jacob, Chelsea Godshalk, Delaney Thompson, Christy Borom, Dani Wyse, Chuck Gillmore, MacKenzie Harris.



### Team Facts

Town/City: Indianapolis  
 County: Marion  
 Superintendent: Dr. Flora Reichanadter  
 Principal: Kevin Koers  
 Athletic Director: Burt Austin  
 Head Coach: Kathy Stricker  
 Assistant Coaches: Charles Gillmore, Christy Borom, Lindsey Elliot, Jen Robinson

School Colors: Blue and White  
 Conference: Conference Indiana  
 Enrollment: 2,753  
 Last Year's W-L Record: 23-7

### Team Roster & Statistics

| Lt. | Dk. | Name               | B/T | Ht.  | Pos. | Gr. | AB | H  | R  | RBI | 2B | 3B | HR | Avg. |
|-----|-----|--------------------|-----|------|------|-----|----|----|----|-----|----|----|----|------|
| 1   | 1   | Gabby Snyder       | L/R | 5-9  | P    | 12  | 83 | 38 | 7  | 10  | 9  | 4  | 2  | .458 |
| 2   | 2   | Jessica Santangelo | R/R | 5-4  | 2B   | 11  | 68 | 17 | 11 | 7   | 5  | 1  | 0  | .250 |
| 4   | 4   | Elena Horen        | L/R | 5-3  | RF   | 9   | 63 | 10 | 5  | 1   | 0  | 0  | 0  | .159 |
| 6   | 6   | Morgan Hutcheson   | L/R | 5-4  | LF   | 12  | 52 | 16 | 12 | 8   | 1  | 0  | 0  | .308 |
| 8   | 8   | Kathryn Webster    | L/R | 5-8  | OF   | 12  | 18 | 1  | 3  | 0   | 0  | 0  | 0  | .56  |
| 10  | 10  | Bailey Wininger    | R/R | 5-2  | 2B   | 11  | 8  | 3  | 3  | 2   | 0  | 0  | 0  | .375 |
| 11  | 11  | Delaney Thompson   | R/R | 5-10 | CF   | 9   | 79 | 29 | 21 | 11  | 5  | 0  | 4  | .367 |
| 12  | 12  | Shannon Farr       | L/R | 5-2  | SS   | 12  | 62 | 16 | 10 | 6   | 1  | 1  | 0  | .258 |
| 15  | 15  | Ashley Jacob       | R/R | 5-3  | UT   | 11  | 8  | 0  | 14 | 0   | 0  | 0  | 0  | .006 |
| 16  | 16  | Chelsea Godshalk   | L/L | 5-6  | 1B   | 11  | 8  | 0  | 1  | 0   | 0  | 0  | 0  | .000 |
| 18  | 18  | Shelby Herron      | R/R | 5-8  | P    | 9   | 13 | 5  | 1  | 3   | 0  | 0  | 0  | .385 |
| 22  | 22  | Paige Beers        | R/R | 5-6  | OF   | 12  | 21 | 5  | 0  | 3   | 0  | 0  | 0  | .238 |
| 25  | 25  | Morgan Bruce       | R/R | 5-6  | 1B   | 12  | 57 | 16 | 6  | 16  | 3  | 0  | 4  | .281 |
| 27  | 27  | Taylor Wilson      | R/R | 5-9  | UT   | 9   | 49 | 17 | 5  | 4   | 2  | 0  | 0  | .347 |
| 30  | 30  | Tori Luster        | R/R | 5-3  | C    | 11  | 85 | 29 | 14 | 19  | 3  | 0  | 6  | .341 |
| 31  | 31  | Rachel Johnson     | R/R | 5-5  | 3B   | 11  | 18 | 2  | 2  | 0   | 0  | 0  | 0  | .311 |
| 3   | 3   | Brooklyn Hutcheson | R/R | 5-1  | SS   | 9   | 1  | 0  | 3  | 0   | 0  | 0  | 0  | .000 |
| 14  | 14  | Raegan Sparks      | R/R | 5-5  | UT   | 9   | 0  | 1  | 0  | 0   | 0  | 0  | 0  | .000 |
| 24  | 24  | MacKenzie Harris   | R/R | 5-8  | P    | 9   | 2  | 0  | 0  | 0   | 0  | 0  | 0  | .000 |
| 34  | 34  | Devin Raters       | R/R | 5-8  | C    | 9   | 3  | 1  | 1  | 0   | 0  | 0  | 0  | .333 |

#### Totals

### Pitchers

| Lt. | Dk. | Name          | W/L  | ERA  | GS | CG | SV | IP    | BF | H  | R  | ER | BB | SO  | HBP |
|-----|-----|---------------|------|------|----|----|----|-------|----|----|----|----|----|-----|-----|
| 1   | 1   | Gabby Snyder  | 13-3 | 5.1  | 16 | 13 | 3  | 122.3 | 0  | 64 | 21 | 9  | 23 | 185 | 718 |
| 18  | 18  | Shelby Herron | 6-2  | 2.85 | 8  | 3  | 0  | 46.67 | 0  | 46 | 24 | 19 | 14 | 21  | 5   |

#### Totals

### State Finals History

Runner-Up: 2008 (4A)  
 Appearances: 2008 (4A), 2013 (4A)



Kathy Stricker  
 34th Year Head Coach

### Season Results (21-5)

|      |                             |   |          |
|------|-----------------------------|---|----------|
| 4/10 | at New Palestine            | W | 5-2      |
| 4/13 | McCutcheon                  | W | 3-2(9)   |
| 4/13 | Mt. Vernon (Fortville)      | W | 11-5     |
| 4/13 | Lake Central                | L | 1-2      |
| 4/15 | Martinsville                | W | 3-1      |
| 4/16 | at Columbus North           | W | 7-2      |
| 4/18 | Perry Meridian              | W | 4-3      |
| 4/20 | vs. East Central            | W | 5-0      |
| 4/20 | vs. North Central (Indpls.) | W | 11-4     |
| 4/22 | at Center Grove             | L | 2-3 (10) |
| 4/23 | Southport                   | W | 6-5      |
| 4/25 | at Bloomington North        | W | 17-3     |
| 4/26 | at Indpls. Cathedral        | L | 0-1      |
| 4/30 | at Bloomington South        | W | 4-0      |
| 5/1  | at Greenwood                | L | 2-10     |
| 5/3  | Roncalli                    | L | 0-1      |
| 5/7  | at Lawrence Central         | W | 1-0(13)  |
| 5/10 | at Beech Grove              | W | 8-3      |
| 5/13 | Pike                        | W | 5-0      |
| 5/14 | Brownsburg                  | W | 1-0      |
| 5/16 | Lawrence North              | W | 7-0      |

### Center Grove Sectional

|      |               |   |      |
|------|---------------|---|------|
| 5/21 | Center Grove  | W | 1-0  |
| 5/22 | New Palestine | W | 10-1 |

### Bloomington South Regional

|      |                   |   |     |
|------|-------------------|---|-----|
| 5/28 | Bloomington South | W | 4-2 |
|------|-------------------|---|-----|

### Bedford North Lawrence Semi-State

|     |                   |   |     |
|-----|-------------------|---|-----|
| 6/3 | Pendleton Heights | W | 1-0 |
| 6/3 | Jennings County   | W | 6-1 |

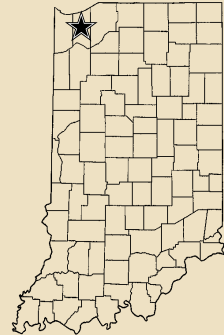


# Portage Indians

## Class 4A



Front Row (left to right): Abby Alexander, Rachel Ortiz-Zablouidi; Second Row: Annabelle Karagias, Dalton Minor, Krystle Allison, Katie Peksenak, Jalise McKnight, Haley Hodges, Asst. Coach Megan Olson; Back Row: Asst. Coach John Hall, Asst. Coach Jay Hodges, Heather Zengler, Stephanie Upton, Sydney Coundiff, Taylor Mora, Lauren Murray, Jena Alaniz, Kaitlin Doud, Madi Jercha, Alexis Johnson, Kiley Jones, Head Coach Coach Lisa Hayes.



### Team Facts

Town/City: Portage  
 County: Porter  
 Superintendent: Dr. E. Ric Frataccia  
 Principal: Caren Swickard  
 Athletic Director: Kelly Bernes  
 Asst. Athletic Director: Todd Strom  
 Head Coach: Lisa Hayes  
 Assistant Coaches: Jay Hodges, John Hall, Megan Olson  
 School Colors: Red and White  
 Conference: Duneland Athletic  
 Enrollment: 2,718  
 Last Year's W-L Record: 18-8

### Team Roster & Statistics

| Lt.           | Dk. | Name                   | B/T | Ht.  | Pos. | Gr. | AB         | H          | R          | RBI        | 2B        | 3B       | HR        | Avg.        |
|---------------|-----|------------------------|-----|------|------|-----|------------|------------|------------|------------|-----------|----------|-----------|-------------|
| 1             | 1   | Abby Alexander         | L/R | 5-2  | SS   | 10  | 16         | 5          | 18         | 1          | 1         | 0        | 0         | .312        |
| 2             | 2   | Dalton Minor           | R/R | 5-3  | 2B   | 10  | 50         | 13         | 10         | 12         | 1         | 0        | 0         | .260        |
| 3             | 3   | Rachel Ortiz-Zablouidi | R/R | 5-3  | DP   | 11  | 63         | 19         | 18         | 6          | 1         | 0        | 0         | .302        |
| 6             | 6   | Krystle Allison        | R/R | 5-3  | OF   | 10  | 0          | 0          | 1          | 0          | 0         | 0        | 0         | .000        |
| 7             | 7   | Jalise McKnight        | R/R | 5-6  | OF   | 12  | 92         | 25         | 18         | 15         | 4         | 0        | 1         | .272        |
| 8             | 8   | Kaitlin Doud           | R/R | 5-8  | SS   | 10  | 103        | 45         | 37         | 20         | 12        | 1        | 1         | .437        |
| 9             | 9   | Alexis Johnson         | R/R | 5-9  | 3B   | 11  | 66         | 19         | 14         | 17         | 4         | 0        | 4         | .288        |
| 10            | 10  | Heather Zengler        | R/R | 6-0  | P    | 12  | 12         | 3          | 0          | 5          | 0         | 0        | 0         | .250        |
| 11            | 11  | Jena Alaniz            | L/R | 5-5  | OF   | 12  | 78         | 25         | 21         | 18         | 2         | 2        | 0         | .321        |
| 12            | 12  | Katie Peksenak         | R/R | 5-5  | 2B   | 12  | 34         | 5          | 8          | 2          | 1         | 0        | 0         | .147        |
| 13            | 13  | Lauren Murray          | R/R | 5-8  | OF   | 12  | 64         | 18         | 10         | 19         | 5         | 0        | 1         | .281        |
| 14            | 14  | Kiley Jones            | R/R | 5-10 | P    | 10  | 72         | 23         | 9          | 17         | 3         | 1        | 4         | .319        |
| 15            | 15  | Stephanie Upton        | R/R | 5-10 | 1B   | 12  | 81         | 27         | 24         | 16         | 7         | 3        | 0         | .333        |
| 17            | 17  | Annabelle Karagias     | R/R | 5-5  | C    | 10  | 0          | 0          | 0          | 0          | 0         | 0        | 0         | .000        |
| 18            | 18  | Taylor Mora            | R/R | 5-8  | 1B   | 11  | 19         | 3          | 4          | 1          | 0         | 0        | 1         | .158        |
| 19            | 19  | Haley Hodges           | R/R | 5-6  | C    | 12  | 99         | 41         | 15         | 28         | 8         | 2        | 5         | .414        |
| 21            | 21  | Madi Jercha            | L/L | 5-7  | P    | 10  | 0          | 0          | 0          | 0          | 0         | 0        | 0         | .000        |
| 22            | 22  | Sydney Coundiff        | R/R | 5-6  | SS   | 9   | 1          | 0          | 0          | 0          | 0         | 0        | 0         | .000        |
| <b>Totals</b> |     |                        |     |      |      |     | <b>850</b> | <b>271</b> | <b>207</b> | <b>177</b> | <b>49</b> | <b>9</b> | <b>17</b> | <b>.319</b> |

### Pitchers

| Lt.           | Dk. | Name            | W/L         | ERA         | GS        | CG        | SV       | IP         | BF         | H          | R         | ER        | BB        | SO         | HBP      |
|---------------|-----|-----------------|-------------|-------------|-----------|-----------|----------|------------|------------|------------|-----------|-----------|-----------|------------|----------|
| 8             | 8   | Kaitlin Doud    | 1-1         | 5.35        | 3         | 2         | 0        | 17         | 77         | 24         | 14        | 13        | 3         | 17         | 0        |
| 10            | 10  | Heather Zengler | 8-1         | 1.77        | 8         | 6         | 0        | 59.1       | 260        | 53         | 33        | 15        | 7         | 41         | 0        |
| 14            | 14  | Kiley Jones     | 15-4        | 1.11        | 19        | 16        | 0        | 126.2      | 506        | 68         | 34        | 20        | 33        | 116        | 7        |
| <b>Totals</b> |     |                 | <b>24-6</b> | <b>1.66</b> | <b>30</b> | <b>24</b> | <b>0</b> | <b>203</b> | <b>843</b> | <b>145</b> | <b>81</b> | <b>48</b> | <b>43</b> | <b>174</b> | <b>7</b> |

### State Finals History

State Champion: 2000 (3A)  
 Runner-Up: 1998 (3A)  
 Appearances: 1986, 1998 (3A), 2000 (3A), 2013 (4A)



Lisa Hayes  
 3rd Year Head Coach

### Season Results (24-6)

|      |                           |   |          |
|------|---------------------------|---|----------|
| 3/29 | at Boone Grove            | W | 8-2      |
| 4/2  | Michigan City             | W | 15-5 (5) |
| 4/4  | Crown Point               | L | 1-2 (8)  |
| 4/6  | Indpls. Scecina           | W | 11-10    |
| 4/6  | Indpls. Scecina           | W | 11-2     |
| 4/8  | at Hobart                 | W | 4-0      |
| 4/9  | Chesterton                | L | 1-6 (8)  |
| 4/13 | Harrison (West Lafayette) | L | 4-6      |
| 4/13 | Harrison (West Lafayette) | W | 3-1      |
| 4/16 | LaPorte                   | W | 4-1      |
| 4/22 | at Valparaiso             | W | 5-0      |
| 4/24 | at Merrillville           | W | 18-0 (5) |
| 4/25 | at Crown Point            | W | 9-3      |
| 4/26 | at Michigan City          | W | 13-0 (5) |
| 4/29 | at Chesterton             | W | 13-9     |
| 4/30 | at Lake Central           | L | 2-5      |
| 5/1  | at LaPorte                | W | 8-0      |
| 5/2  | Valparaiso                | W | 12-3     |
| 5/7  | Merrillville              | W | 10-0 (6) |
| 5/9  | Lake Central              | L | 3-7      |
| 5/10 | Munster                   | W | 11-1 (6) |
| 5/11 | at Kankakee Valley        | W | 12-0 (6) |
| 5/11 | at Kankakee Valley        | L | 0-8      |
| 5/16 | at Highland               | W | 10-0     |

### Crown Point Sectional

|      |             |   |     |
|------|-------------|---|-----|
| 5/20 | LaPorte     | W | 4-2 |
| 5/24 | Crown Point | W | 3-1 |
| 5/25 | Hobart      | W | 6-5 |

### Portage Regional

|      |         |   |     |
|------|---------|---|-----|
| 5/28 | Munster | W | 2-1 |
|------|---------|---|-----|

### Harrison (WL) Semi-State

|     |                  |   |         |
|-----|------------------|---|---------|
| 6/1 | Northridge       | W | 2-0     |
| 6/1 | Huntington North | W | 2-1 (9) |